



CS6P-260 | 265P-SD

Canadian Solar Smart DC module features an innovative integration of Canadian Solar's module technology and SolarEdge's power optimization for grid-tied PV applications.

By replacing the traditional junction-box with a SolarEdge power optimizer, the Smart DC module optimizes power output at module-level. With this feature, the Smart DC module can eliminate the module-level mismatch and decrease shading losses. Furthermore, the Smart DC module provides module-level data to minimize operational costs and allow effective system management.



* Optional black backsheet available upon request

KEY FEATURES



Harvest up to 25% more energy from each module

- Maximizes power from each individual module against potential mismatch risk
- Decreases shading losses



Easy installation, simple system design

- Integrated smart solution, no need to add other accessories
- Enhances the shading tolerance



Reduced BoS Costs

- Up to 11.25 kW ~ 12.75 kW per string allows for more modules based on different inverters



Free module-level monitoring system

- Full visibility of system performance
- Free smart phone app for the monitoring system



More Safety

- Automatic drop of DC current and voltage when inverter or grid power is shutdown



**insurance-backed warranty
non-cancelable, immediate warranty insurance
linear power output warranty**



**product warranty on materials
and workmanship**

MANAGEMENT SYSTEM CERTIFICATES*

ISO 9001:2008 / Quality management system

ISO/TS 16949:2009 / The automotive industry quality management system

ISO 14001:2004 / Standards for environmental management system

OHSAS 18001:2007 / International standards for occupational health & safety

PRODUCT CERTIFICATES*

IEC 61215 / IEC 61730: VDE/CE

UL 1703 / IEC 61215 performance: CEC listed (US)

UL 1703: CSA



*As there are different certification requirements in different markets, please contact your Canadian Solar sales representative for the specific certificates applicable to the products.

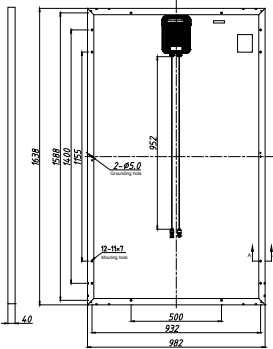
CANADIAN SOLAR INC. is committed to providing high quality solar products, solar system solutions and services to customers around the world. As a leading manufacturer of solar modules and PV project developer with about 10 GW of premium quality modules deployed around the world since 2001, Canadian Solar Inc. (NASDAQ: CSIQ) is one of the most bankable solar companies worldwide.

CANADIAN SOLAR INC.

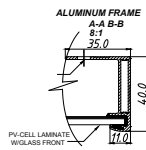
545 Speedvale Avenue West, Guelph, Ontario N1K 1E6, Canada, www.canadiansolar.com, support@canadiansolar.com

MODULE / ENGINEERING DRAWING (mm)

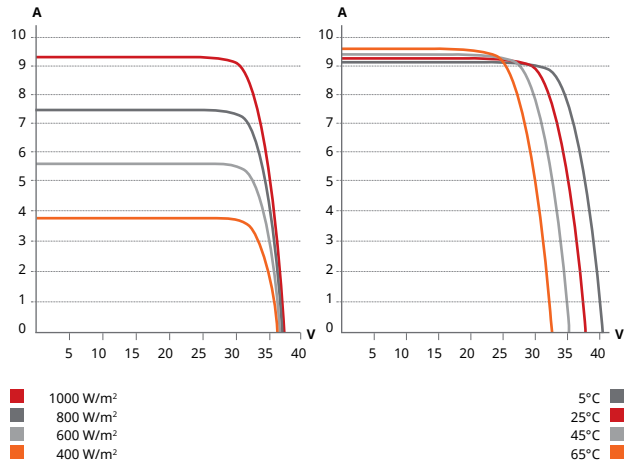
Rear View



Frame Cross Section



CS6P-265P / I-V CURVES



ELECTRICAL DATA / STC*

Electrical Data CS6P

Power Optimizer connected to a SolarEdge Inverter

	260P-SD	265P-SD
Nominal Max. Power (Pmax STC)	260 W	265 W
Nominal Max. Power (Pmax NOCT)	189 W	192 W
Open Circuit Voltage (Voc STC)	37.5 V	37.7 V
Output Voltage Range (Vout)	5-60 V	5-60 V
Max. Output Current (Imax)	15 A	15 A
Max. Series Fuse Rating	20 A	20 A
Module Efficiency	16.16%	16.47%
Output During Standby (power optimizer disconnected from inverter or inverter off)	1 V	

PV SYSTEM DESIGN

Min. String Length	Region	Configuration	Count
		EU&APAC	1 ph
Max. String Length	EU&APAC	3 ph	16
		3 ph - MV	18
	US	1 ph	8
		3 ph (208 V)	10
Max. Power per String (W)	EU&APAC	1 ph	20 19
		3 ph	43 42
	US	1 ph	49 48
		3 ph (208 V)	20 19
Parallel Strings of Different Lengths	EU&APAC	1 ph	5250
		3 ph	11250
	US	1 ph	12750
		3 h (208 V)	5250
Parallel Strings of Different Orientations	Yes		
Operating Temperature	-40°C ~ +85°C		
Max. System Voltage	1000 V (IEC) / 600 V (UL)		
Application Classification	Class A		
Fire Rating	Type 1 (UL1703) / Class C (IEC61730)		
Power Tolerance	0 ~ +5 W		

MODULE | MECHANICAL DATA

Specification	Data
Cell Type	Poly-crystalline, 6 inch
Cell Arrangement	60 (6×10)
Dimensions	1638×982×40 mm (64.5×38.7×1.57 in)
Weight	19.1 kg
Front Cover	3.2 mm tempered glass
Frame Material	Anodized aluminium alloy
J-Box	IP65
Cable	PV1-F 1*6.0 mm² / 952 mm
Connectors	MC4
Stand. Packaging	26 pieces, 544 kg (quantity & weight per pallet)
Module Pieces per Container	728 pieces (40' HQ)

TEMPERATURE CHARACTERISTICS

Specification	Data
Temperature Coefficient (Pmax)	-0.41% / °C
Temperature Coefficient (Voc)	-0.31% / °C
Temperature Coefficient (Isc)	0.053% / °C
Nominal Operating Cell Temperature	45±2°C

STANDARD COMPLIANCE

EMC	FCC Part15 Class B, IEC61000-6-2, IEC61000-6-3
PV Optimizer J-Box	EN50548, UL3730, IEC2109-1 (Class II safety), UL1741
Fire Safety	VDE-AR-E 2100-712:2013-05

PARTNER SECTION



Scan this QR-code to discover solar projects built with this module

